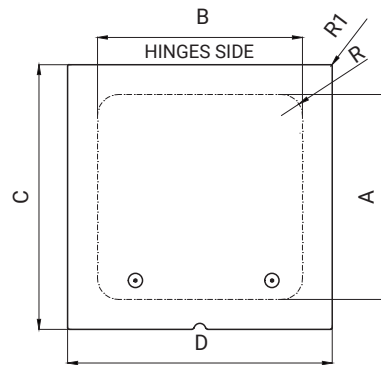
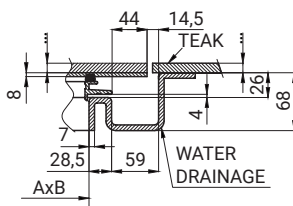


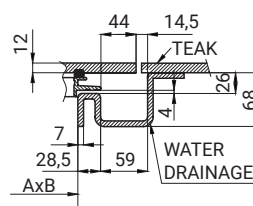
## >> "Easy" series Aluminium Flush Deck Hatch. Technical data.



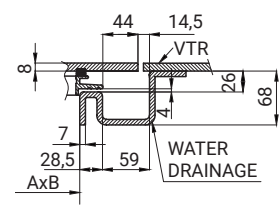
WITH ALUMINIUM PLATE + TEAK  
(TYPE A)



WITH PLEXIGLASS  
(TYPE B)



WITH ALUMINIUM PLATE  
(TYPE C)



WATER DRAINAGE NOT INCLUDED ( CONTACT US FOR TECHNICAL INFORMATION )

### "EASY" FLUSH-DECK ALUMINIUM HATCH

HATCH CODE	CUT-OUT SIZE			OVERALL DIMENSIONS		
	A	B	R	C	D	R1
214.005	195	340	53	325	470	5
214.006	320	450	53	450	580	5
214.007	370	500	53	500	630	5
214.008	500	500	53	630	630	5
214.009	620	620	53	750	750	5

**N.B.** The CUT-OUT A x B dimensions refer to the hatch, please consider 2.5 mm extra on both the height and length side when cutting out the opening on the deck.

### HANDLE TYPE

FLUSH-DECK TYPE	INTERNAL HANDLES	EXTERNAL HANDLES
"A"	Delrin handle • Inox handle Aluminium handle	Flush inox mushroom Fold-down inox eyebolt
"B"	Delrin handle • Inox handle Aluminium handle	Flush inox mushroom Not flush delrin mushroom
"C"	Delrin handle • Inox handle Aluminium handle	Flush inox mushroom Not flush delrin mushroom

**NEMO INDUSTRIE S.p.A.**

via P. Togliatti, 1555  
47025 Cella di Mercato Saraceno FC - Italy

ph: +39 0547 96567  
fax: +39 0547 96526

nemo@nemoindustrie.com  
www.nemoindustrie.com